

## Quad card

Ingredients:

A4 card


Toppers

Tools:


Trimmer

Score board or ruler and embossing tool


Cut 4 strips of card 4 x 14 cm, valley score one piece from the left edge at 4 and 8cm, then valley score the 2<sup>nd</sup> piece 4 and 8cm from the right edge.




Glue the 2 longest pieces back to back, see picture.



Repeat these steps to make the 2<sup>nd</sup> part of the card, then lay the pieces out as in the picture below.



Cut a piece of card 8x9cm, glue the 8cm end to the flaps at the back.



Cut a piece of card 4x8cm and stick to the front flaps.



